

**DIBRU COLLEGE, DIBRUGARH**  
**Student Satisfactory Survey Form**  
 Key Indicator – 2.7.1



(Under Criterion II of Teaching – Learning and Evaluation of NAAC)

**Teacher's Information**

Name of the teacher : \_\_\_\_\_ Department : \_\_\_\_\_

**Student's Information**

Name of the student : \_\_\_\_\_ Sex : \_\_\_\_\_ Phone no. : \_\_\_\_\_

Stream: \_\_\_\_\_ Semester: \_\_\_\_\_ Email ID : \_\_\_\_\_

**Instructions to fill the questionnaire**

- All questions should be compulsory attempted.
- Each question has five responses, choose the most appropriate one.

1. *How much of the syllabus was covered in the class?*
  - 4 – 85 to 100 %
  - 3 – 70 to 84 %
  - 2 – 55 to 69 %
  - 1 – 30 to 54 %
  - 0 – Below 30 %
2. *How well did the teachers prepare for the classes?*
  - 4 – Thoroughly
  - 3 – Satisfactory
  - 2 – Poorly
  - 1 – Indifferently
  - 0 – Won't teach at all
3. *How well were the teachers able to communicate?*
  - 4 – Always effective
  - 3 – Sometimes effective
  - 2 – Just satisfactory
  - 1 – Generally ineffective
  - 0 – Very poor communication
4. *The teacher's approach to teaching can best be described as*
  - 4 – Excellent
  - 3 – Very good
  - 2 – Good
  - 1 – Fair
  - 0 – Poor
5. *Fairness of the internal evaluation process by the teachers.*
  - 4 – Always fair
  - 3 – Usually fair
  - 2 – Sometimes unfair
  - 1 – Usually unfair
  - 0 – Unfair
6. *Was your performance in assignments discussed with you?*
  - 4 – Every time
  - 3 – Usually
  - 2 – Occasionally/Sometimes
  - 1 – Rarely
  - 0 – Never
7. *Teachers inform you about expected competencies, course outcomes and programme outcomes.*
  - 4 – Every time
  - 3 – Usually
  - 2 – Occasionally/Sometimes
  - 1 – Rarely
  - 0 – Never
8. *The teachers illustrate the concepts through examples and applications.*
  - 4 – Every time
  - 3 – Usually
  - 2 – Occasionally/Sometimes
  - 1 – Rarely
  - 0 – Never
9. *The teachers identify your strengths and encourage you with providing right level of challenges.*
  - 4 – Fully
  - 3 – Reasonably
  - 2 – Partially
  - 1 – Slightly
  - 0 – Unable to
10. *Teachers are able to identify your weakness and help you to overcome them.*
  - 4 – Every time
  - 3 – Usually
  - 2 – Occasionally/Sometimes
  - 1 – Rarely
  - 0 – Never
11. *The teachers use student centric methods, such as experimental learning, participative learning and problem solving methodologies for enhancing learning experiences.*
  - 4 – To a great extent
  - 3 – Moderate
  - 2 – Some what
  - 1 – Very little
  - 0 – Not at all
12. *Teachers encourage you to participate in extracurricular activities.*
  - 4 – Strongly agree
  - 3 – Agree
  - 2 – Neutral
  - 1 – Disagree
  - 0 – Strongly disagree
13. *Efforts are made by the teachers to inculcate soft skills, life skills and employability skills to make you ready for the world of work.*
  - 4 – To a great extent
  - 3 – Moderate
  - 2 – Some what
  - 1 – Very little
  - 0 – Not at all
14. *What percentage of teachers use ICT tools such as LCD projector, Multimedia, etc. while teaching?*
  - 4 – Above 90 %
  - 3 – 70- 80%
  - 2 – 50-60%
  - 1 – 30-40%
  - 0 – Below 29%
15. *Give three observations/ suggested to improve the overall teaching learning experience in your teacher.*

(a) \_\_\_\_\_

\_\_\_\_\_

\_\_\_\_\_

\_\_\_\_\_

(b) \_\_\_\_\_

\_\_\_\_\_

\_\_\_\_\_

\_\_\_\_\_

(c) \_\_\_\_\_

\_\_\_\_\_

\_\_\_\_\_

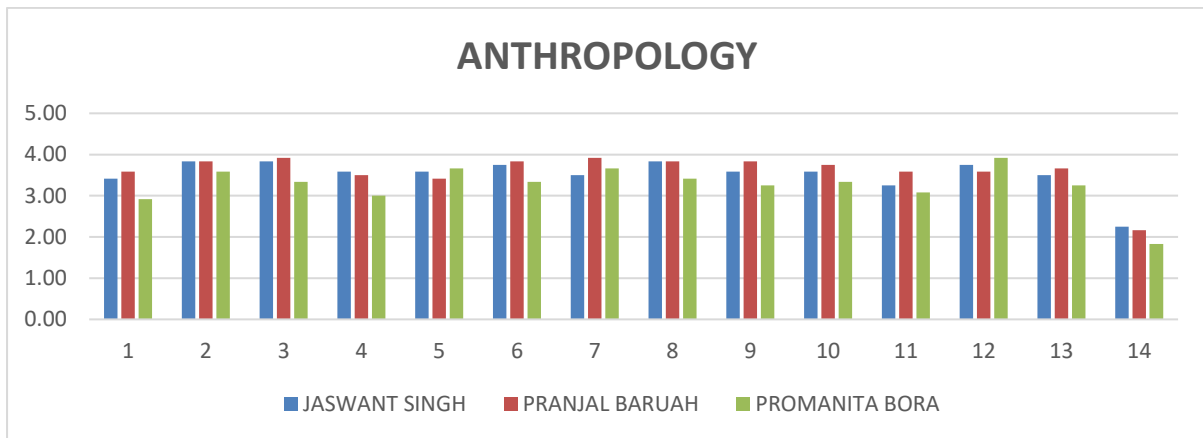
\_\_\_\_\_

# STUDENT SATISFACTORY SURVEY 2019

## DEPARTMENT WISE ANALYSIS HAS BEEN SHOWN AS FOLLOWS:

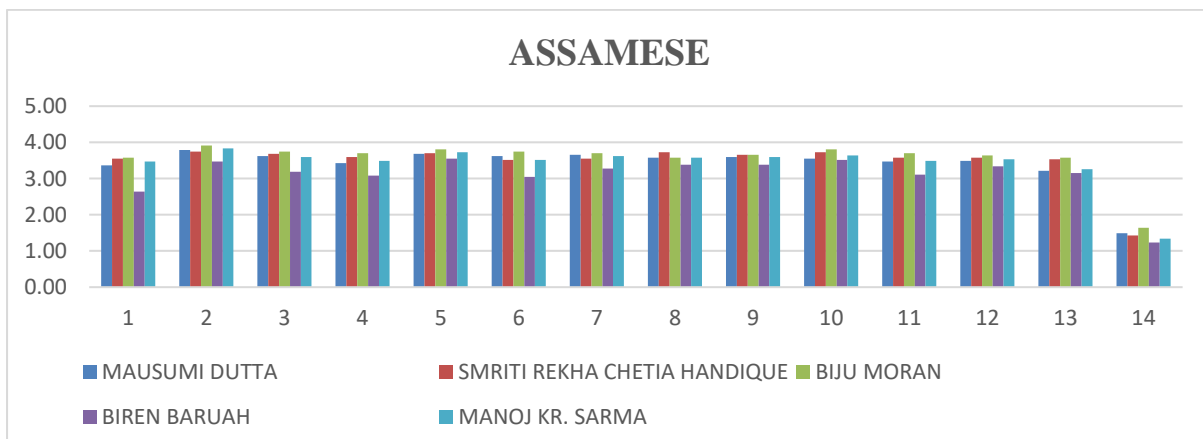
### 1. Anthropology:

The feedback from the students of the Department of Anthropology showed that they were satisfied with aspects dealt with by the questions 2, 3, 4, 5,6,7,8,9,10,11,12 and 13 as mentioned in the questionnaire (Refer Annexure III). So, the teachers of the department should try to maintain the status by giving continued efforts. The feedback was 'below satisfactory' for questions 1 &14 which indicates that efforts should be taken by teachers to improvise on these factors. The feedback for question 14 which was related to the use of ICT in classroom teaching was 'poor' which calls for special focus and attention from the authority. However, for this, infrastructural support is necessary too.



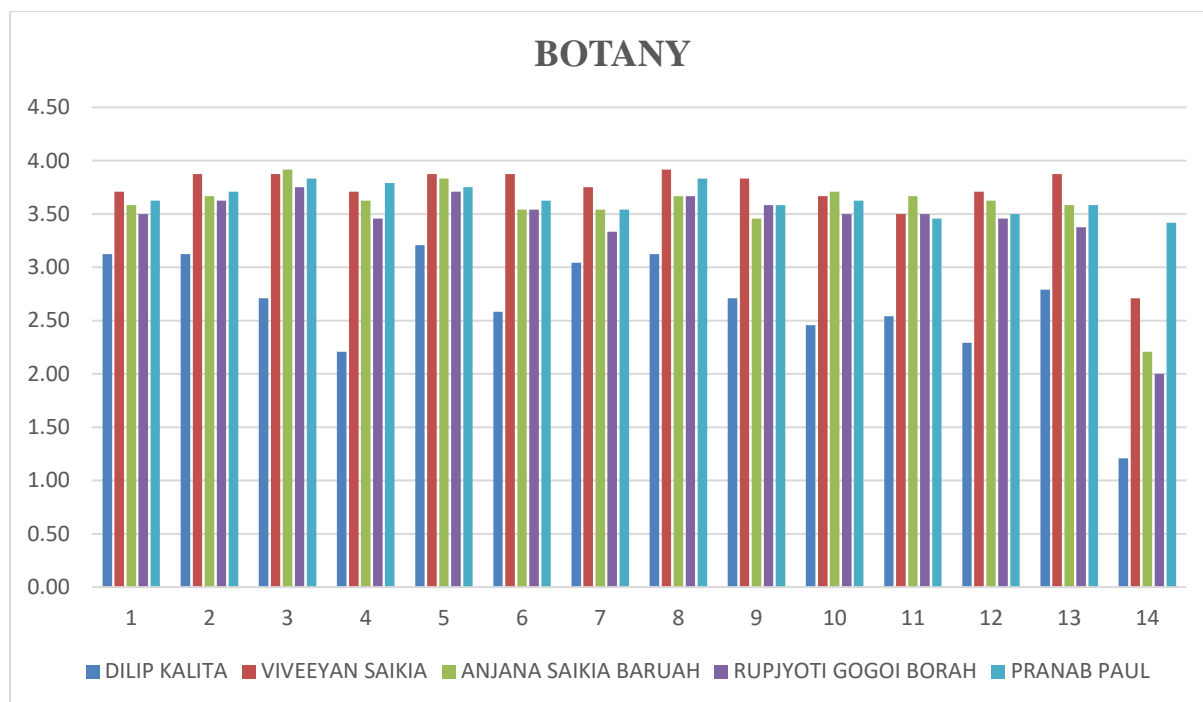
### 2. Assamese:

The feedback from the students of the Department of Assamese expressed their satisfaction with the aspects covered by the questions 2 to 13 as far as their department was concerned which is undoubtedly a welcome sign. However, for question 1 & 14, their responses corresponded to 'less than satisfactory' category as mentioned in the methodology above.



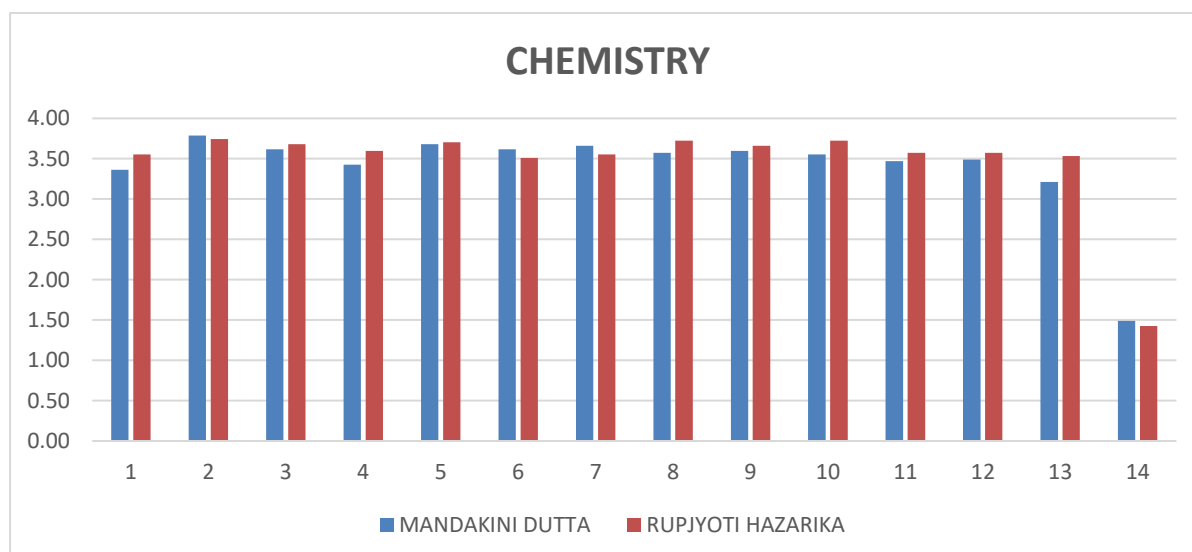
### 3. Botany:

From the Students Satisfaction Survey conducted among the students of the Department of Botany, it was found that the students were satisfied with all the aspects covered in the questionnaire as far as their department was concerned. But it was also noted that the students were not fully satisfied with 3, 4, 6, 9,10,11,12,13 & 14.



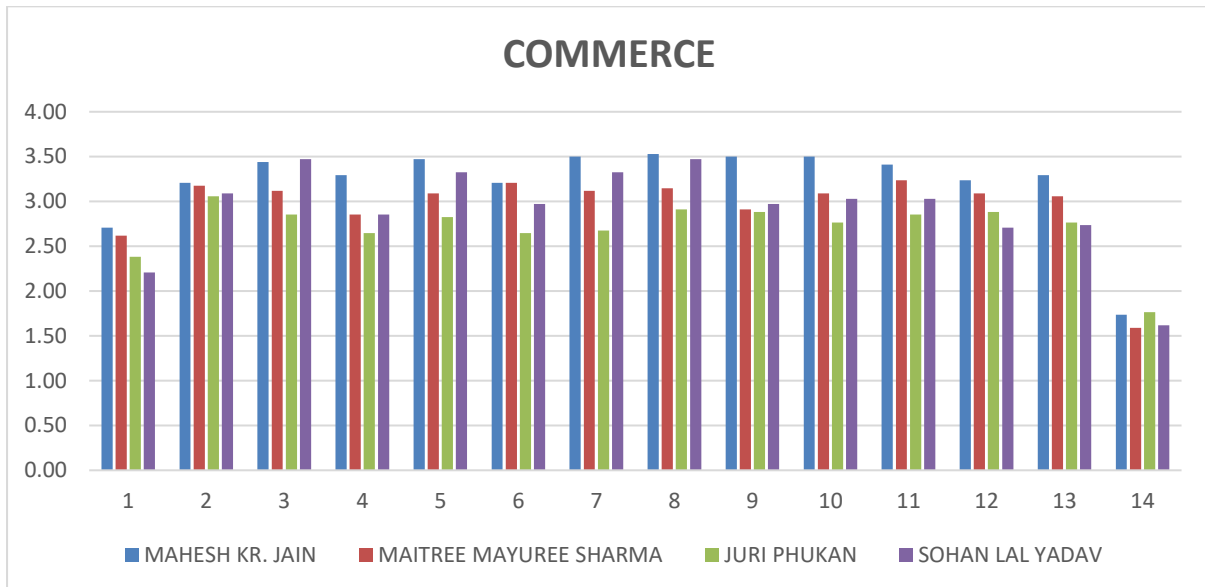
### 4. Chemistry:

The Sixth Semester students of the Department of Chemistry expressed satisfaction on all the aspects covered in the questionnaire except regarding the usage of ICT in classroom teaching, where the feedback was less than satisfactory.



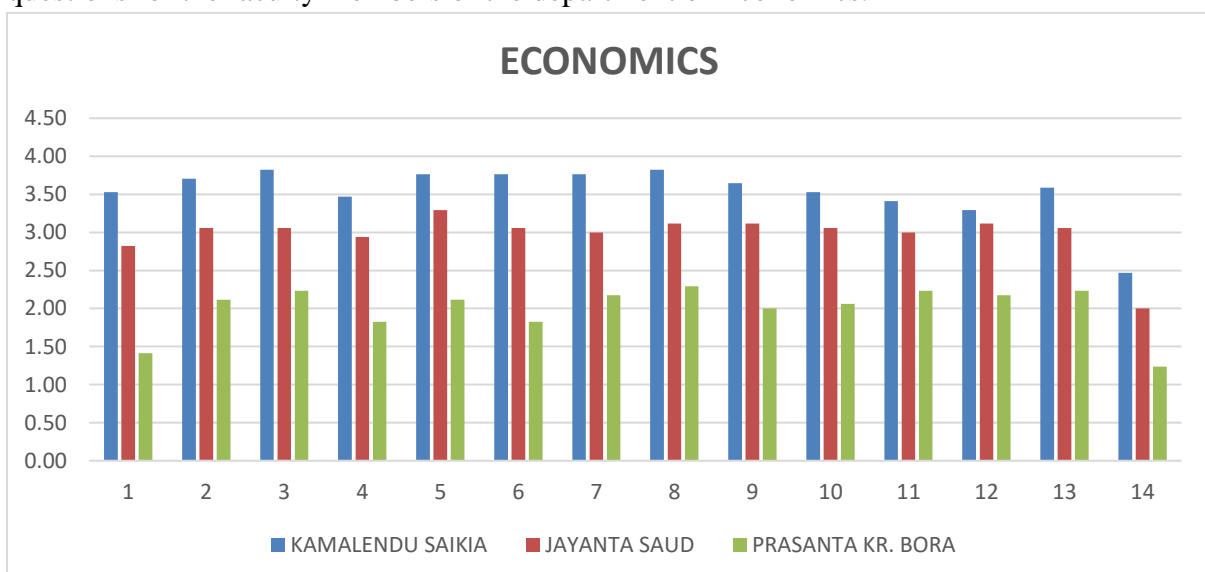
## 5. Commerce:

The Students' Satisfaction Survey conducted on the students of the Department of Commerce revealed that their responses corresponded to 'less than satisfactory' category as mentioned in the methodology for questions 1,3 to 14. However, for the aspects covered by the rest of the questions, the students expressed their satisfaction which is a positive sign.



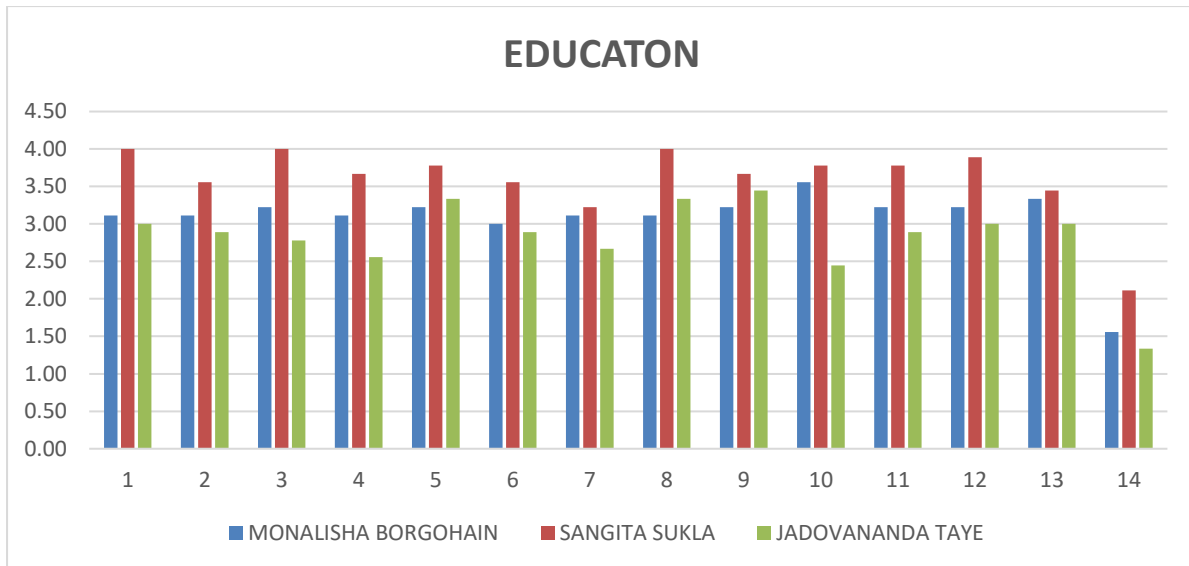
## 6. Economics:

Except for question 14 which addressed the issue of the use of ICT for teaching purposes, for which the feedback of the respondents corresponded to 'less than satisfactory', the students expressed their satisfaction for all the other aspects covered by the rest of the questions for the faculty members of the department of Economics.



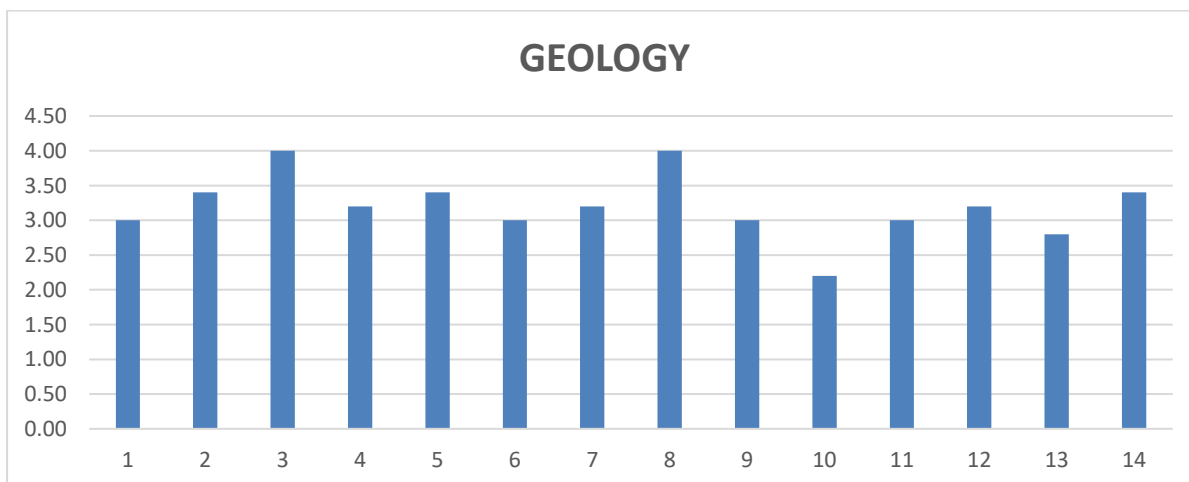
## 7. Education:

On analysing the feedback from the students of the Department of Education, it was found that the students were satisfied with the aspects covered by questions 1 to 13 but has termed the usage of ICT in the classroom as 'poor'. This is an issue that needs to be looked into.



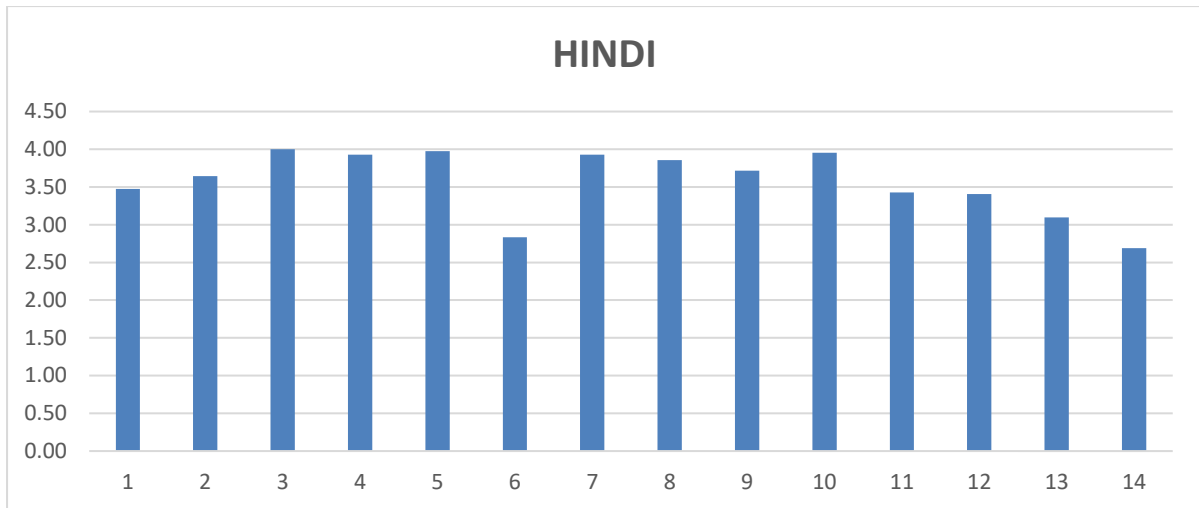
## 8. Geology:

The feedback from the students of the Department of Geology showed that they were satisfied with aspects dealt with by the questions 1, 2, 3, 4, 5, 6, 7, 8, 9, 11, 12, 13 and 14 as mentioned in the questionnaire (Refer Annexure III). So, the teachers of the department should try to maintain the status by giving continued efforts. The feedback was 'below satisfactory' for questions 10 which indicates that efforts should be taken by teachers to improvise on this factor. *The department has only one permanent faculty.*



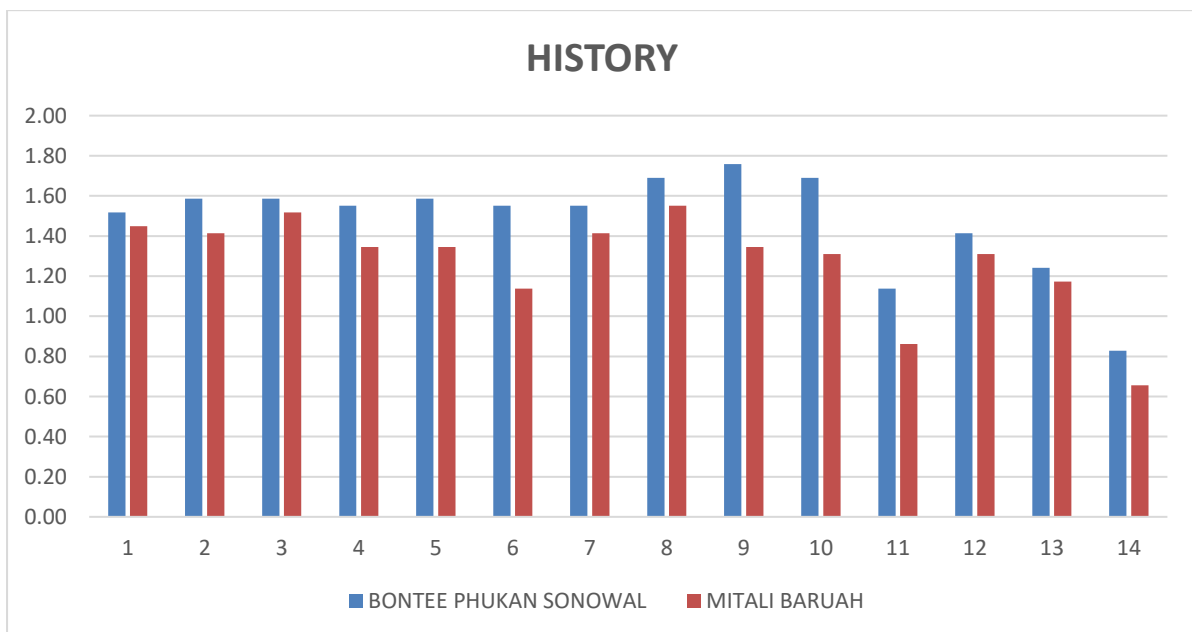
### 9. Hindi:

The students of the Department of Hindi showed that they were satisfied with all the aspects dealt with by the questionnaire except 6 and 14 (Refer Annexure III). So, the teachers of the department should try to maintain the status by giving more efforts to improvise on these factors. *The department has only one permanent faculty.*

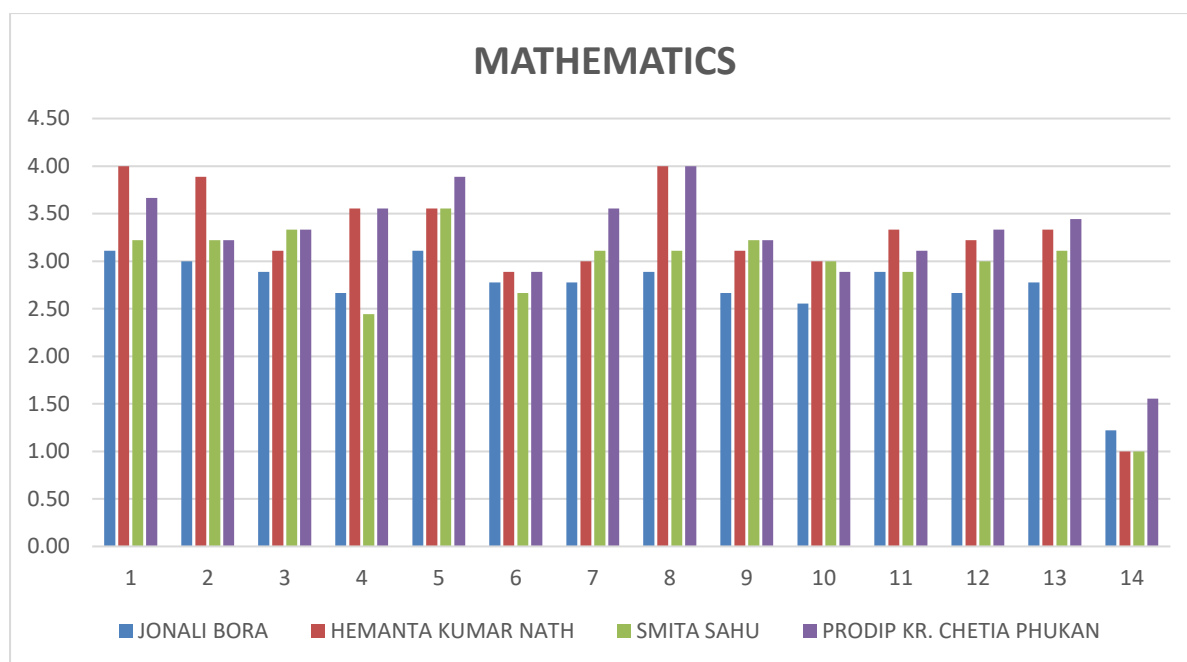


### 10. History:

The feedback obtained from the students of the Department of History showed that they were satisfied with aspects dealt with by the questions 1, 2, 3, 4, 5,6,7,8,9,10,12 and13 as mentioned in the questionnaire (Refer Annexure III) except 11 & 14. So, the teachers of the department should try to improvise on these factors.



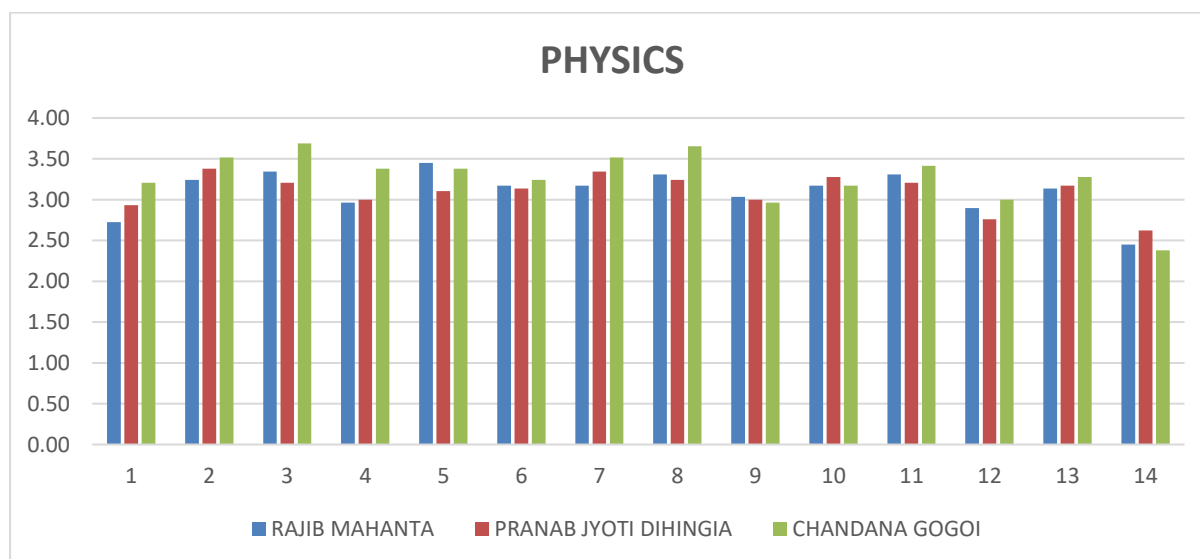
## 11. Mathematics:



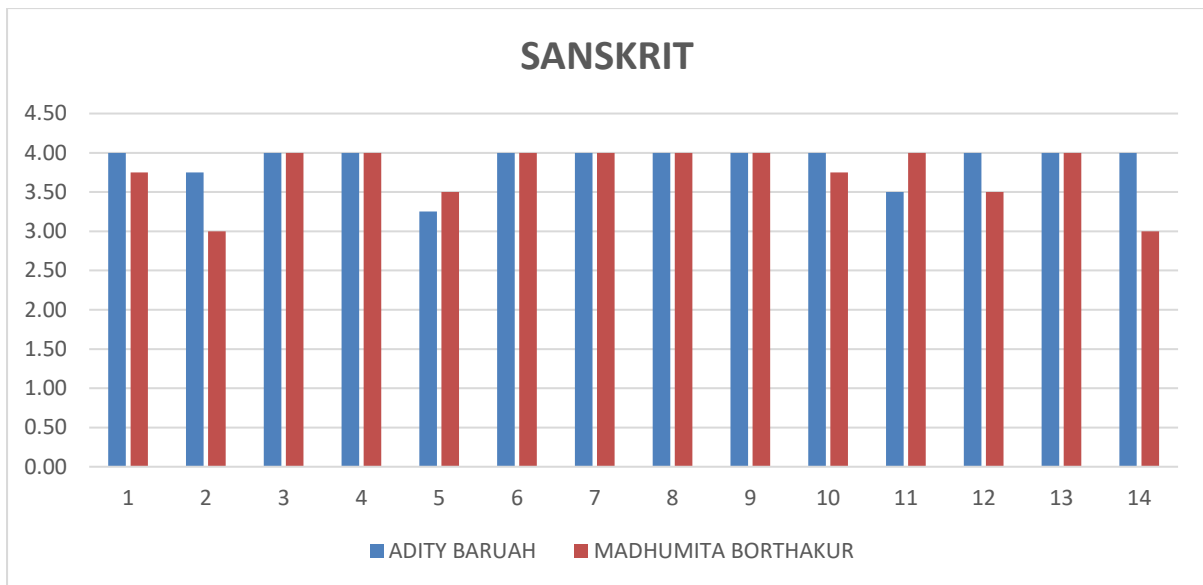
The feedback obtained from the students of the Department of Mathematics showed that they were satisfied with aspects dealt with by the questions mentioned in the questionnaire except 6,10 & 14. So, the teachers of the department should try to maintain the status by giving more efforts to improvise on these factors.

## 12. Physics:

The feedback obtained from the students of the Department of Physics shows that the students were not fully satisfied by the questions 1, 4, 9,12 & 14. So the teachers of the department should try to maintain the students satisfaction by focussing into the less rated questions by the students.

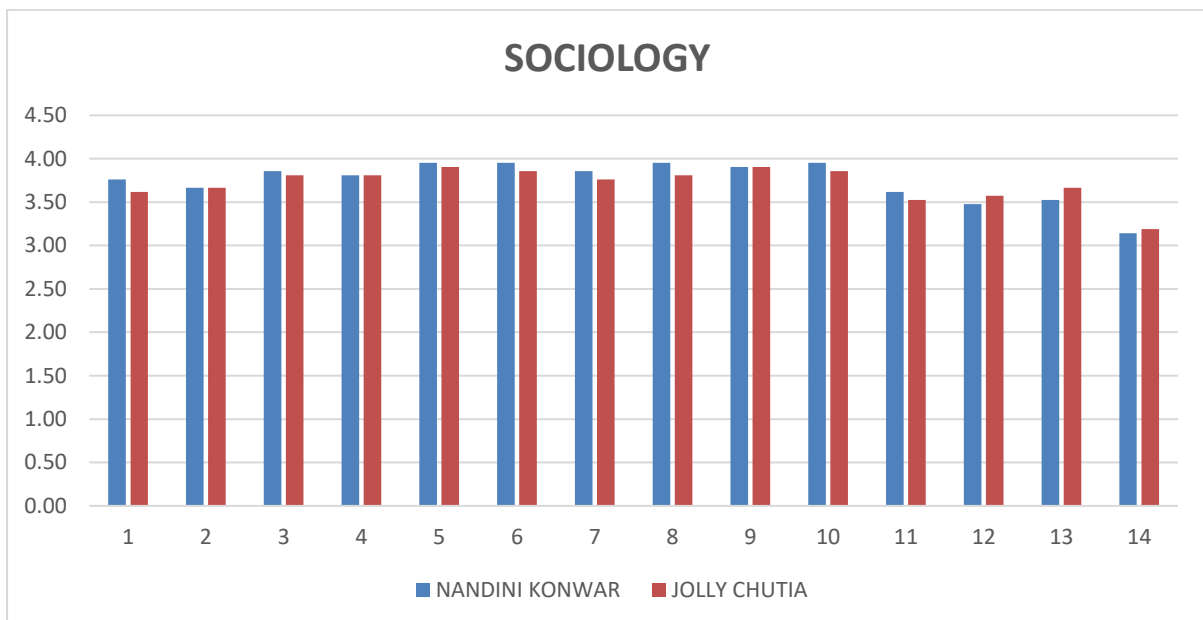


### 13. Sanskrit:



On analysing the feedback from the students of the Department of Sanskrit, it was found that the students were satisfied with the aspects except for the question 2 & 14 which were not fully satisfied the students. So the teachers should look into questions which were not fully satisfied.

### 14. Sociology:



The responses provided by the students of the department of Sociology shows that they were satisfied with all the questions covered by the questionnaire. Finally the teachers of the department showed their great effort to make their students satisfied.



**Overall Departmental Analysis:**

From the analysis done on each of the 14 questions contained in the Students' Satisfaction Survey, the responses of the students were positive and encouraging for almost all the aspects. However, one common factor that needs to be looked into and addressed by the authority as well as by the departments concerned is related to the use of ICT in the classroom for teaching purposes. The feedback from the students indicate that they prefer teaching aids other than the traditional 'chalk and talk' method to impart education in the classroom and desire the usage of ICT for such purposes. This calls for having atleast one digital classroom in each department and faculty may use audio-visual aids in classroom teaching.